

# Project 1

# Teeth

Circle things similar to teeth.

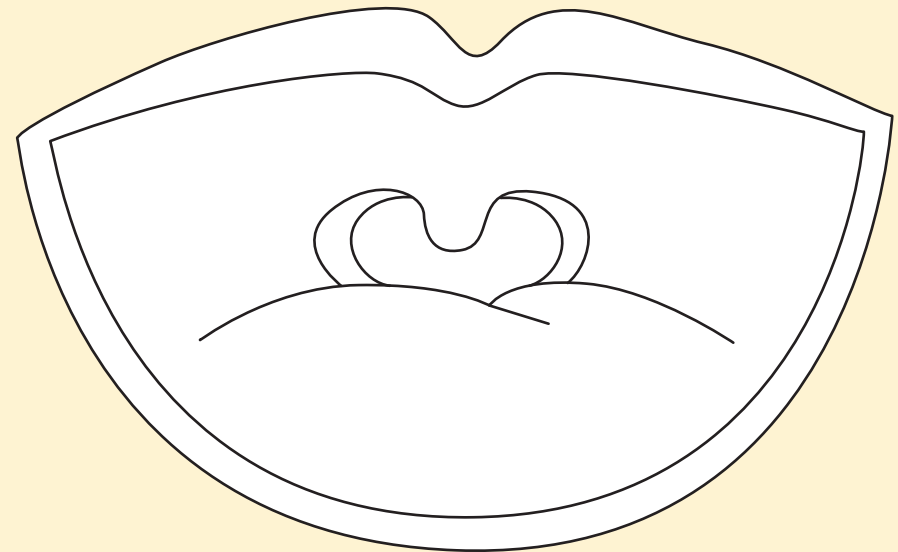
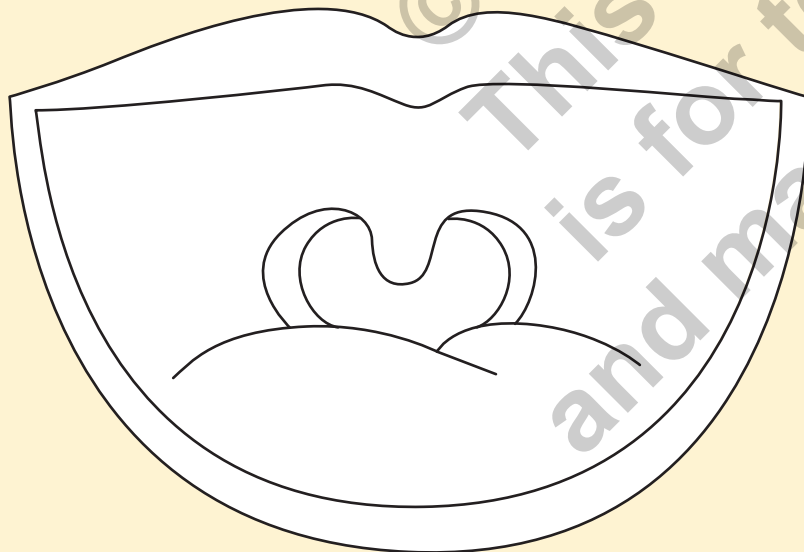
Draw one more.




Draw the teeth.

My teeth


An adult's teeth



Color tooth-care items.

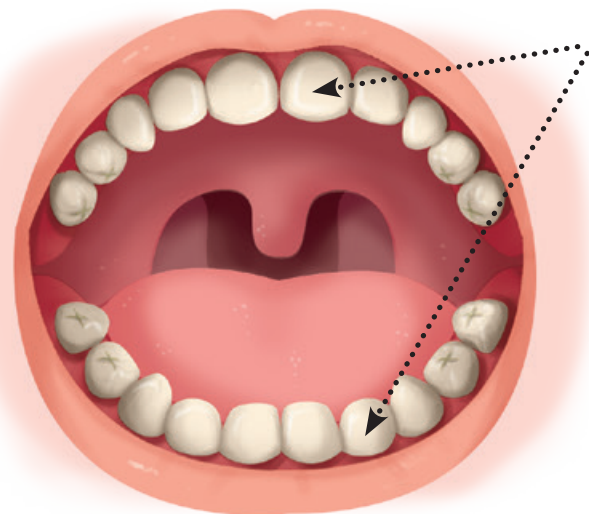


Draw yourself at the dentist.

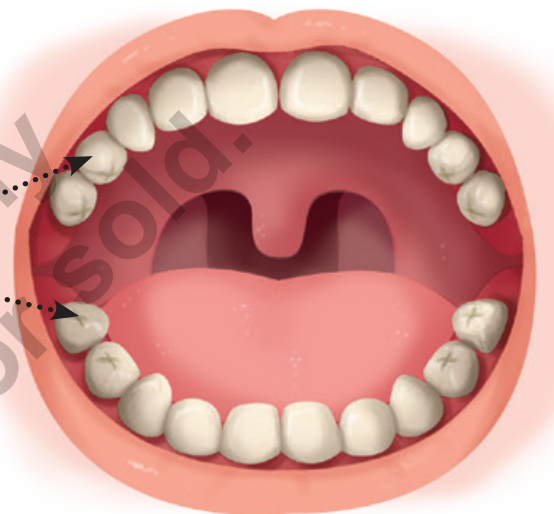


Look and match.

front tooth



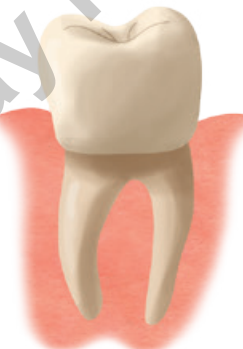
back tooth



incisor



canine



molar



hard



sharp



white




flat

Place the stickers.



Classroom visitor:



**Count the teeth. Draw and write.**

My teeth: .....

An adult's teeth: .....



**Compare your answers with your predictions from page 4. Circle.**

1 Was your guess correct?

Yes ✓ / No ✗

2 Who has more teeth?









A child  / An adult  / They are the same.

Ask your classmates. Color the bars.

Look. Then draw about you.



Color the drinks. Then look, mark (✓) and circle.

	 water	 milk	 soda	 orange juice	 lemonade
 sour					
 sweet					
 fizzy					
 OK for teeth?	yes / no	yes / no	yes / no	yes / no	yes / no

© Richmond Publishing  
 This free sample content  
 is for teacher review only  
 and may not be copied or sold.



Draw the eggs. Compare and circle.

	 water	 milk	 soda	 orange juice	 lemonade
Egg in Step 3					
Egg in Step 6					
Is it different?	yes / no	yes / no	yes / no	yes / no	yes / no

© Richmond Publishing  
 This free sample content  
 is for teacher review only  
 and may not be copied or sold.








Look and mark (✓ or X). Draw about you.



Two minutes



Look and mark (✓).

	Mon.	Tues.	Wed.	Thurs.	Fri.	Sat.	Sun.
morning 							
after breakfast 							
after lunch / snack time 							
after dinner 							
night 							

Circle your predictions.

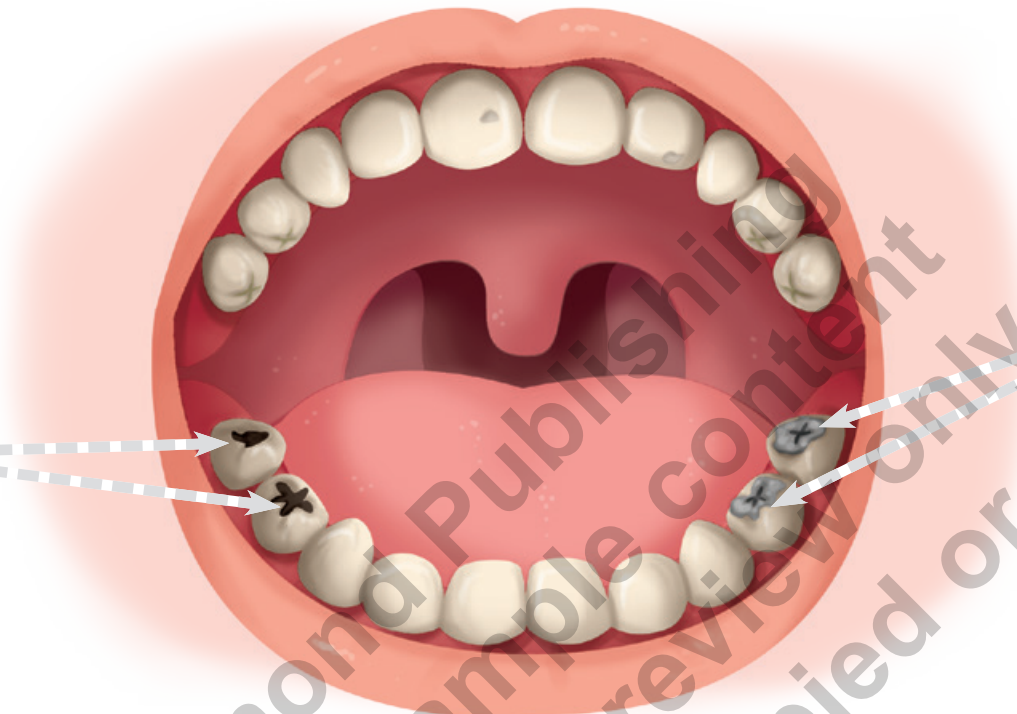
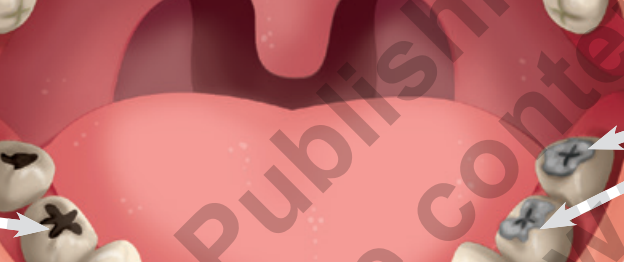


Look and trace.

cavity



filling



Look and number.



Teeth



Technology and Engineering



Place the stickers.



**Complete about your role-play.**

My group:

.....


.....

.....

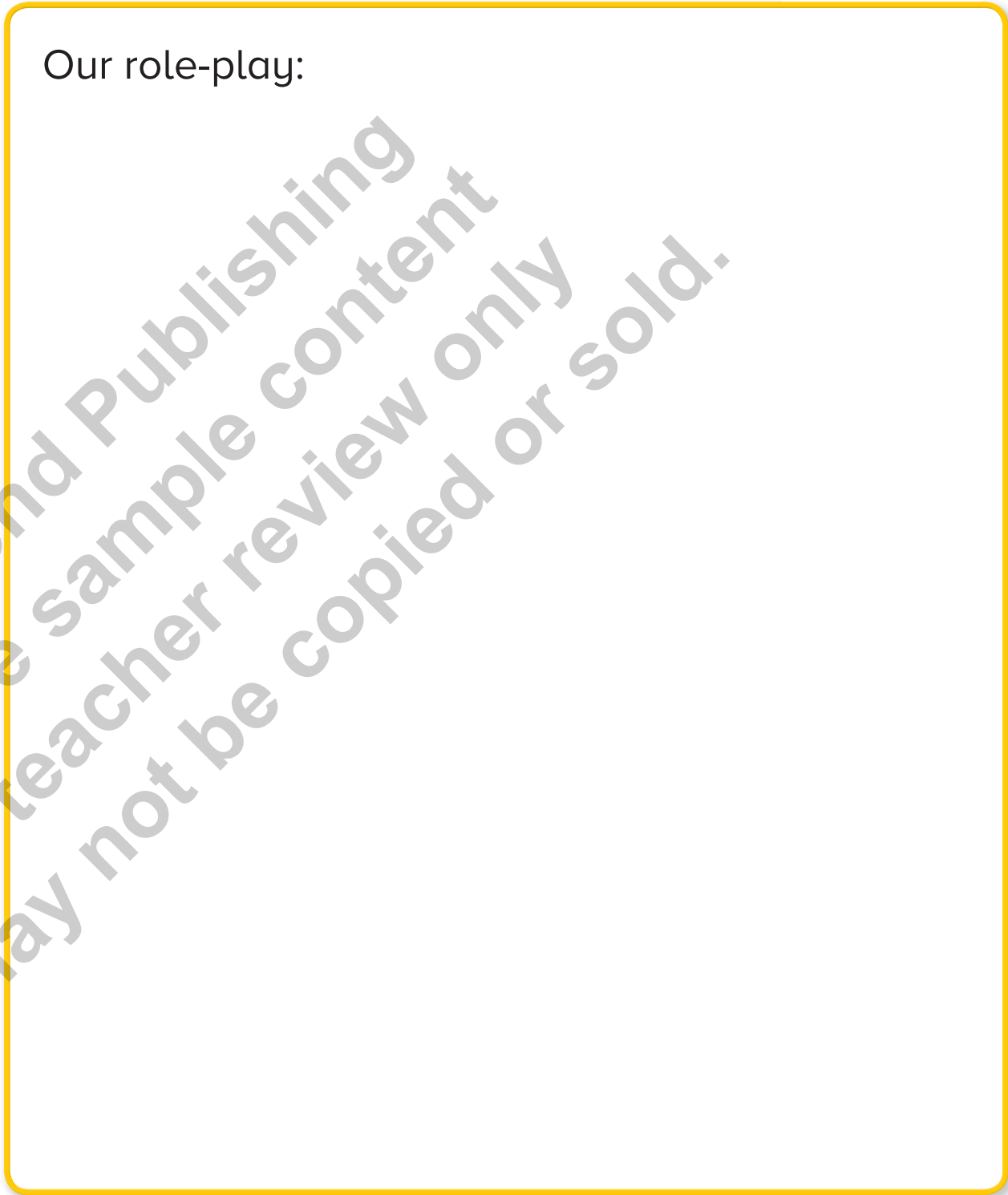
.....

My role:

.....



Our role-play:



© Richmond Publishing  
This free sample content  
is for teacher review only  
and may not be copied or sold.

Complete the display plan.

place

time and day

guests

evidence

display

© Richmond Publishing  
This free sample content  
is for teacher review only  
and may not be copied or sold.

**Draw.**

These are types of teeth.

These are bad for my teeth.

I use these tooth care items.

This person cares for my teeth.