

Cool Clothes!



© Richmond Publishing
This is for sample review only. Copied or sold.



6

9

7

10

8

1 Label the clothing items.

blouse boots coat gloves hat jacket sandals scarf shorts sunglasses




sandals



▶ Listen and check your answers. 

COOL Language

2 Listen and follow along. 



▶ Role-play the dialogues.

3 Complete the sentences with *This* or *That*.



1. _____ is her skirt.



2. _____ is his shirt.

4 Write what the characters are saying. Use *This* or *That*.



1. _____
2. _____
3. _____
4. _____

1 Listen and color the clothing items. 



▶ Compare your answers with a friend.

Student A: Those shorts are green.

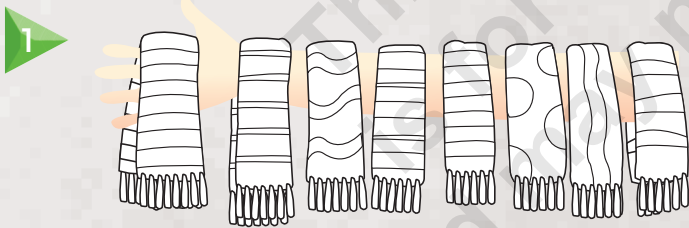
Student B: Yes.

COOL Grammar

These / Those

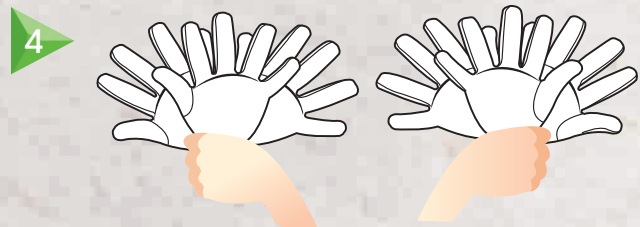
- These sunglasses are red.
- Those sunglasses are black.

2 Write *These* or *Those*.



These scarves are green.

_____ jackets are orange.



_____ coats are gray.

_____ gloves are purple.

▶ Color the clothing items.

3 Write what the robots are saying. Use *This, That, These, or Those*.



1. That is my leg.

2. _____

3. _____

4. _____

5. _____

4 Make a *Finger Puppet*.

You need

- tape

Instructions

1. Fold a sheet of paper and draw a T-shirt on the front half of it.
2. Color and decorate the T-shirt.
3. Cut it out and tape the two shapes together, front and back.
4. Draw a face on your finger.
5. Dress one of your fingers in the T-shirt.



1 Look and mark (✓ or ✗) the clothing items that appear in the story.



2 Listen and follow the story.  4

Shopping for a Vacation



► Circle the answers.

1. Nigel / Tracy likes the sandals.
2. Nigel / Tracy doesn't like the T-shirt.
3. Nigel / Tracy is going on vacation.



3 Read and circle the clothing items for Robin's vacation.

My name's Robin. I'm preparing the clothes for my vacation. Look! My bag is red. Red is my favorite color. These are my favorite T-shirts. They're purple. Those are my favorite shorts. They're green. And this is my favorite cap. It's yellow.




4 Describe your clothes for your next vacation.

My bag is _____ . These are my favorite

_____. They are _____ .

This is my _____ . It is _____ .

► Draw the clothes.



1 Listen and number the scenes. 🎵⁵



► Complete the invitation.



In many countries, children normally send written invitations.



2 Listen and complete the song. 🎵⁶

blouse blue blue boots coat Jazz red shorts you

Clothes Jazz

My sweater's _____ **red** _____,

My _____ is black.

My scarf is _____, And so is my hat.

My T-shirt's orange and my _____
are, too.

My _____ are brown,

My shoes are new.

Colors for clothes, now jazz with me.

_____ with me, now dance with me.

My _____ is white, your jeans are

_____.

So cool for me, so cool for _____!

▶ **Sing "Clothes Jazz."** 🎵⁶

▶ **Write a new verse for the song.** 🎵⁷

Colors for clothes, now jazz with me.

Jazz with me, now dance with me.

My _____ is _____,

your _____ are _____.

So cool for me, so cool for you!



1 Draw the clothing items.

● in ● on ● under

Start

1 a blouse

2 a pair of sunglasses

3 a pair of boots

4 a pair of shoes

5 a pair of gloves

6 a scarf

7 a pair of shoes

8 a pair of boots

9 a pair of sandals

10 a jacket

11 a hat

12 a hat

13 a pair of shoes

14 a pair of shoes

15 a pair of shoes

16 a pair of sandals

17 a pair of shoes

18 a coat

19 a pair of shoes


20 a pair of gloves

Finish

► Play The Clothes Game.

2 Complete what the children say.

That This These Those



3 Number the sentences.

- ____ Yes, it is. Thanks!
____ Sam, this is your notebook.
____ You're welcome.



4 Read the sentences and color the corresponding circles.

I can name ten new clothing items.

I can use *this*, *these*, *that*, and *those*.

I can say *Thank you* and *You're welcome*.



Be cool! When you get dressed in the morning, say the names of the clothes.



Good job!
You've finished
Unit 1.

COOL
Tip!