



At school



Draw a pencil and a rubber.



© Richmond Publishing
This free sample content
is for teacher review only
and may not be copied or sold.





- ★ Add the stickers to the picture.
- ★ Draw a picture in the book.

NAME _____

1

2



© Richmond Publishing
This free sample content
is for teacher review only
and may not be copied or sold.

At school



Draw something red and something blue.

© Richmond Publishing
This free sample content
is for teacher review only
and may not be copied or sold.


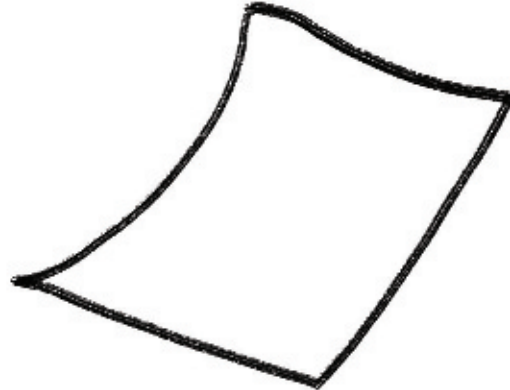



- ★ Add the stickers to the picture.
- ★ Colour the big whale blue and the little bird red.

NAME _____



© Richmond Publishing
This free sample review only
and may not be copied or sold.



At school






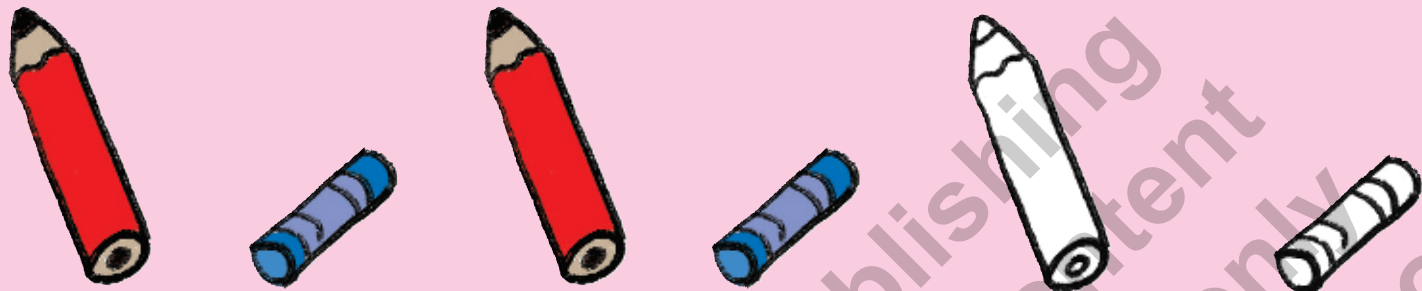
Draw your favourite scene from the story.

© Richmond Publishing
This free sample content
is for teacher review only
and may not be copied or sold.



★ Match the objects with the pictures. Colour the objects.

NAME _____

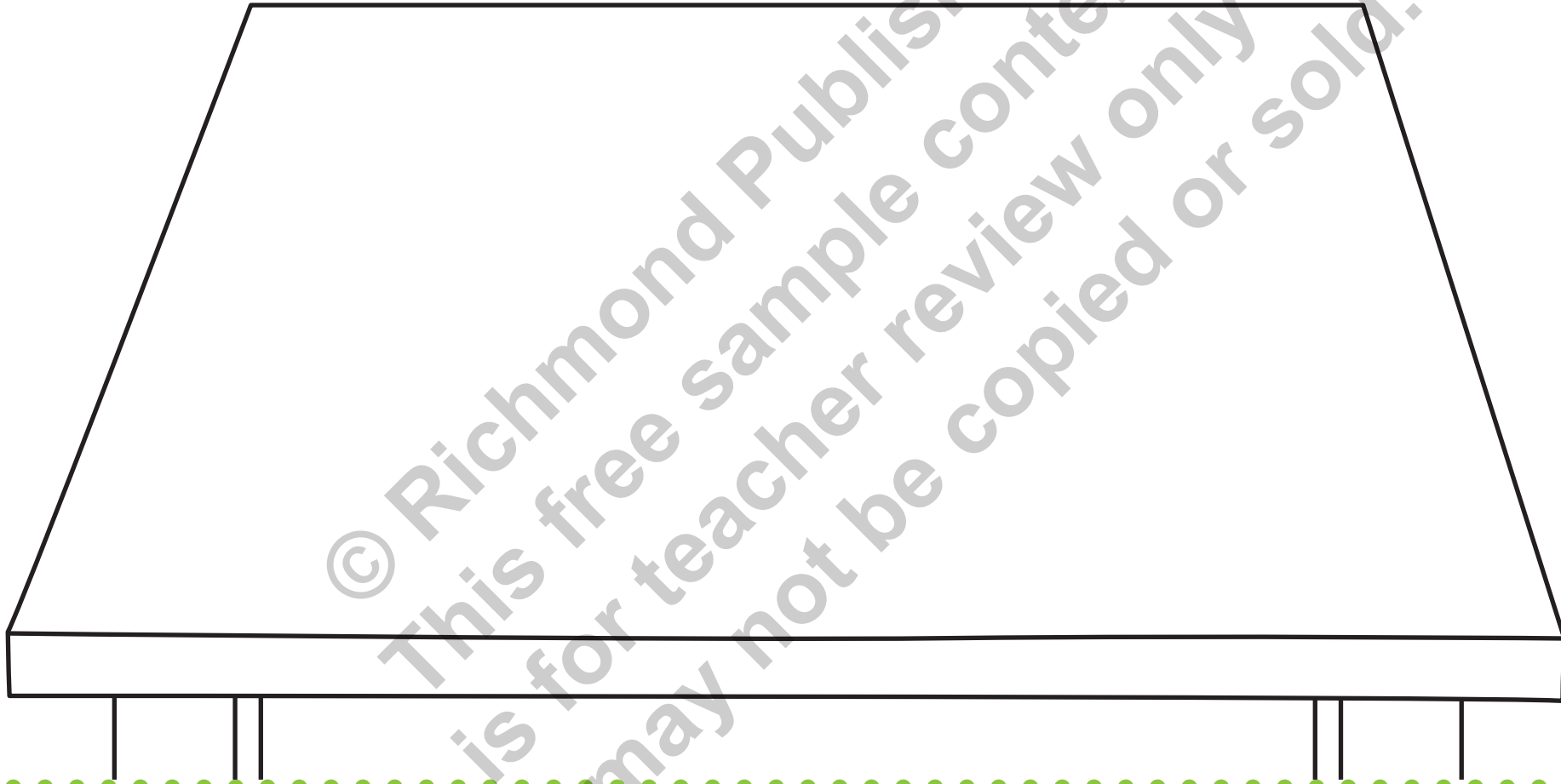


© Richmond Publishing
This is for teacher review only
and may not be copied or sold.

At school




Draw classroom objects on the table.



★ Complete the series.

NAME _____



© Richmond Publishing
Free to use for review only
Not to be sold or sold.

At school



Round and round

Round and round we go,
Round and round we go.

Pull, pull,

Clap, clap, clap.



Round and round we go,
Round and round we go.

Pull, pull,

Clap, clap, clap.

Point to the ceiling,

Point to the floor.


Point to the window.

Point to the door.

Clap your hands,

One, two, three.

Put your hands on your knee!



- ★ Trace the line between each child and what they are pointing to.
- ★ Colour the door.

NAME _____



© Richmond Publishing
This free sample review copy is for teacher review only and may not be copied or sold.

At school



Draw yourself dancing.

© Richmond Publishing
This free sample content
is for teacher review only
and may not be copied or sold.



- ★ Trace the lines.
- ★ Put the stickers in the right place.

NAME _____